



Heathrow Performance Report

Service Quality Rebate and Bonus - September 2016

Manmohan Dhami

Integrated Planning and Performance Analyst - Airport Operations

Printed: 18 October 2016

Heathrow
Making every journey better

Heathrow Performance Report September 2016

Passenger Experience and Service Level Performance

	T2	T3	T4	T5	
Departure lounge seat availability Ease of finding a seat	4.42	4.13	4.37	4.05	
Cleanliness Overall cleanliness of the terminal	4.44	4.18	4.24	4.31	
Wayfinding Ease of finding your way around the airport	4.33	4.22	4.26	4.24	
Flight information Accuracy and ease of finding flight information	4.45	4.37	4.40	4.38	
Wi-fi Ease of using WiFi	4.22	4.13	4.22	4.10	
Security Passenger satisfaction	4.31	4.25	4.24	4.16	
CSA queues - Times queue <5 minutes Based on 15min time periods measured	96.43%	97.38%	96.05%	96.17%	
CSA queues - Times queue <10 minutes Based on 15min time periods measured	99.81%	99.76%	100%	99.90%	
Staff search Based on 15min time periods measured	98.94%	99.90%	100%	95.51%	
Transfer Search Based on 15min time periods measured	99.14%	98.95%	99.02%	98.08%	
	CTA	Cargo	EastSide	T5	SouthSide
Control Post Security Search	98.71%	95.87%	97.92%	98.48%	98.56%

Service Level Performance

PSE (General) Availability of Passenger Sensitive Equipment (General)	99.56%	99.69%	99.43%	99.50%
PSE (Priority) Availability of Passenger Sensitive Equipment (Priority)	99.66%	99.73%	99.42%	99.53%
Stands Availability of stands	99.90%	99.83%	99.84%	99.89%
FEGP Availability of Fixed Electrical Ground Power	100%	99.98%	99.96%	100%
Jetties Availability of Air-Bridges	99.97%	99.79%	99.87%	99.82%
PCA Availability of Pre-conditioned Air	99.98%	99.87%		99.67%
SEGs	99.99%	99.97%	100%	99.96%
Pier Service % Pier served passengers	99.79%	97.48%	99.95%	90.65%
Arrivals Reclaims Bag reclaim belts availability	99.59%	99.60%	99.86%	99.91%
Aerodrome congestion				
TTS - One car Track Transit System - one car availability				99.83%
TTS - Two cars Track Transit System - % time two cars available				99.83%

Financial Report- Bonus and Rebates

	Rebates:					YTD		
	Sep - 2016					Estimated Rebate	Estimated Rebate	Total Failures
	T2	T3	T4	T5	Campus			
Departure lounge seat availability	✓	✓	✓	✓		£ -	£ -	0
Cleanliness	✓	✓	✓	✓		£ -	£ -	0
Wayfinding	✓	✓	✓	✓		£ -	£ -	0
Flight information	✓	✓	✓	✓		£ -	£ -	0
CSA Queues - Both	✓	✓	✓	✓		£ -	£ -	0
Staff Search	✓	✓	✓	✓		£ -	£ -	0
Transfer search	✓	✓	✓	✓		£ -	£ -	0
Passenger Sensitive Equipment (General)	✓	✓	✓	✓		£ -	£ -	0
Passenger Sensitive Equipment (Priority)	✓	✓	✓	✓		£ -	£ -	0
Stands	✓	✓	✓	✓		£ -	£ -	0
FEGP	✓	✓	✓	✓		£ -	£ -	0
Jetties	✓	✓	✓	✓		£ -	£ -	0
Pre-conditioned air	✓	✓	✓	✓		£ -	£ -	0
Stand entry guidance	✓	✓	✓	✓		£ -	£ -	0
Pier Service	✓	✓	✓	✓		£ -	£ -	0
Arrivals reclaims	✓	✓	✓	✓		£ -	£ -	0
Control Posts Search					✓	£ -	£ -	0
Aerodrome Congestion					✓	£ -	£ -	0
Total						£ -	£ -	0

	Bonuses:		Sep - 2016				YTD		
	Lower Threshold	Upper Threshold	T2	T3	T4	T5	Estimated Bonus	Estimated Bonus	Total Pass
	4.10	4.50	4.42	4.13	4.37	4.05	£ -	£ -	0
	4.20	4.50	4.44	4.18	4.24	4.31	£ -	£ -	0
	4.20	4.50	4.33	4.22	4.26	4.24	£ 33,613	£ 235,292	8
	4.40	4.70	4.45	4.37	4.40	4.38	£ -	£ -	0
Total							£ 33,613	£ 235,292	8

Bonus: All business units must exceed Lower Threshold.
Lowest Score will be used to calculate bonus term each month for qualifying measures
Financial year is from January 2016 - December 2016

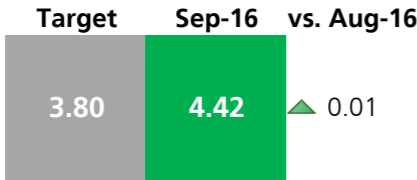
Credit Notes:

Will be raised and allocated to the relevant parties that used the terminal in the relevant month pro-rata with the airport charges incurred for passenger services in that month.


Terminal 2 Performance Report September 2016

Passenger Experience and Service Level Performance

Departure lounge seat availability
Ease of finding a seat




Cleanliness
Overall cleanliness of the terminal



Wayfinding
Ease of finding your way around the airport



Flight information
Accuracy and ease of finding flight information



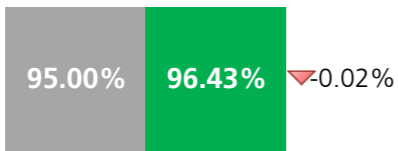
Wi-fi
Ease of using WiFi



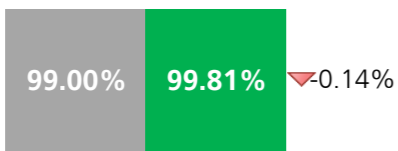
Security
Passenger satisfaction



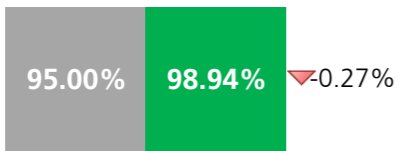
CSA queues - Times queue <5 minutes
Based on 15min time periods measured



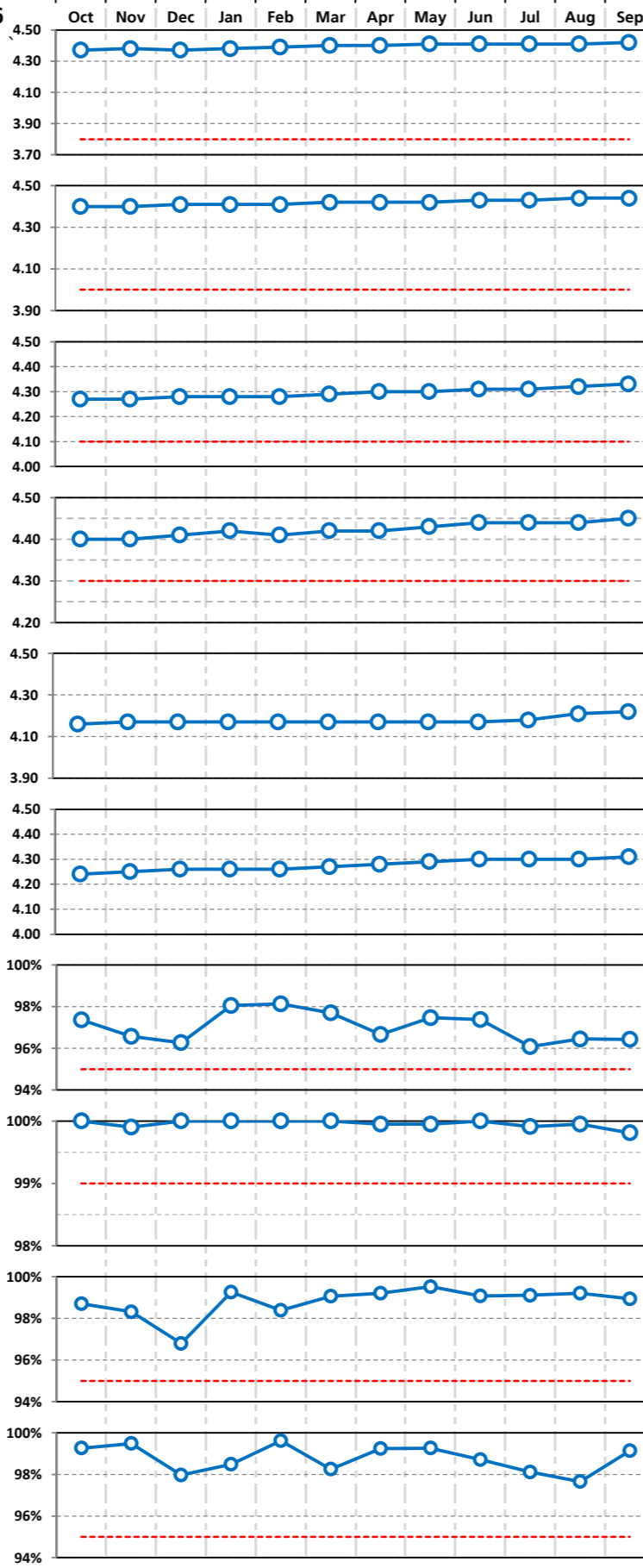
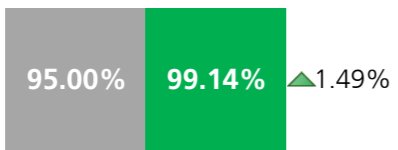
CSA queues - Times queue <10 minutes
Based on 15min time periods measured



Staff search
Based on 15min time periods measured

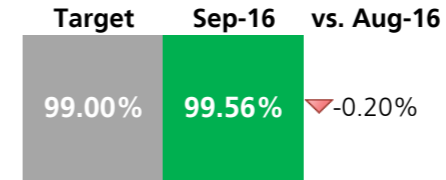


Transfer Search
Based on 15min time periods measured

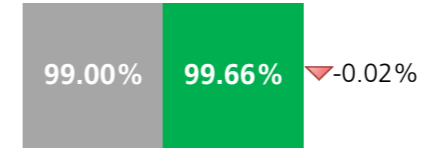


Service Level Performance

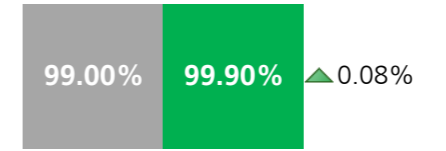
PSE (General)
Availability of Passenger Sensitive Equipment (General)



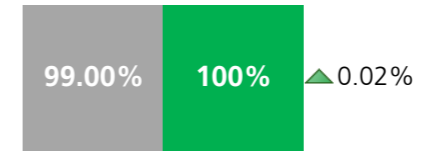
PSE (Priority)
Availability of Passenger Sensitive Equipment (Priority)



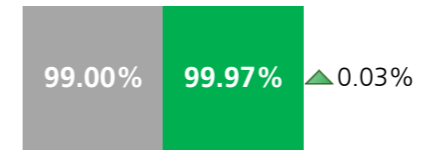
Stands
Availability of stands



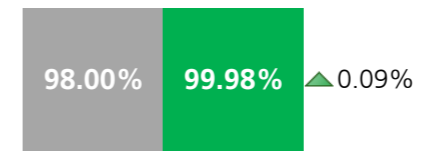
FEGP
Availability Fixed Electrical Ground Power



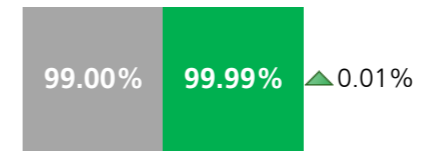
Jetties
Availability of Air-Bridges



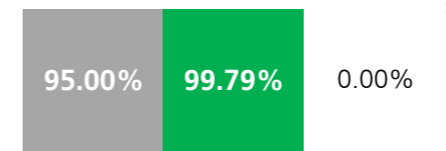
PCA
Availability of Pre-Conditioned Air



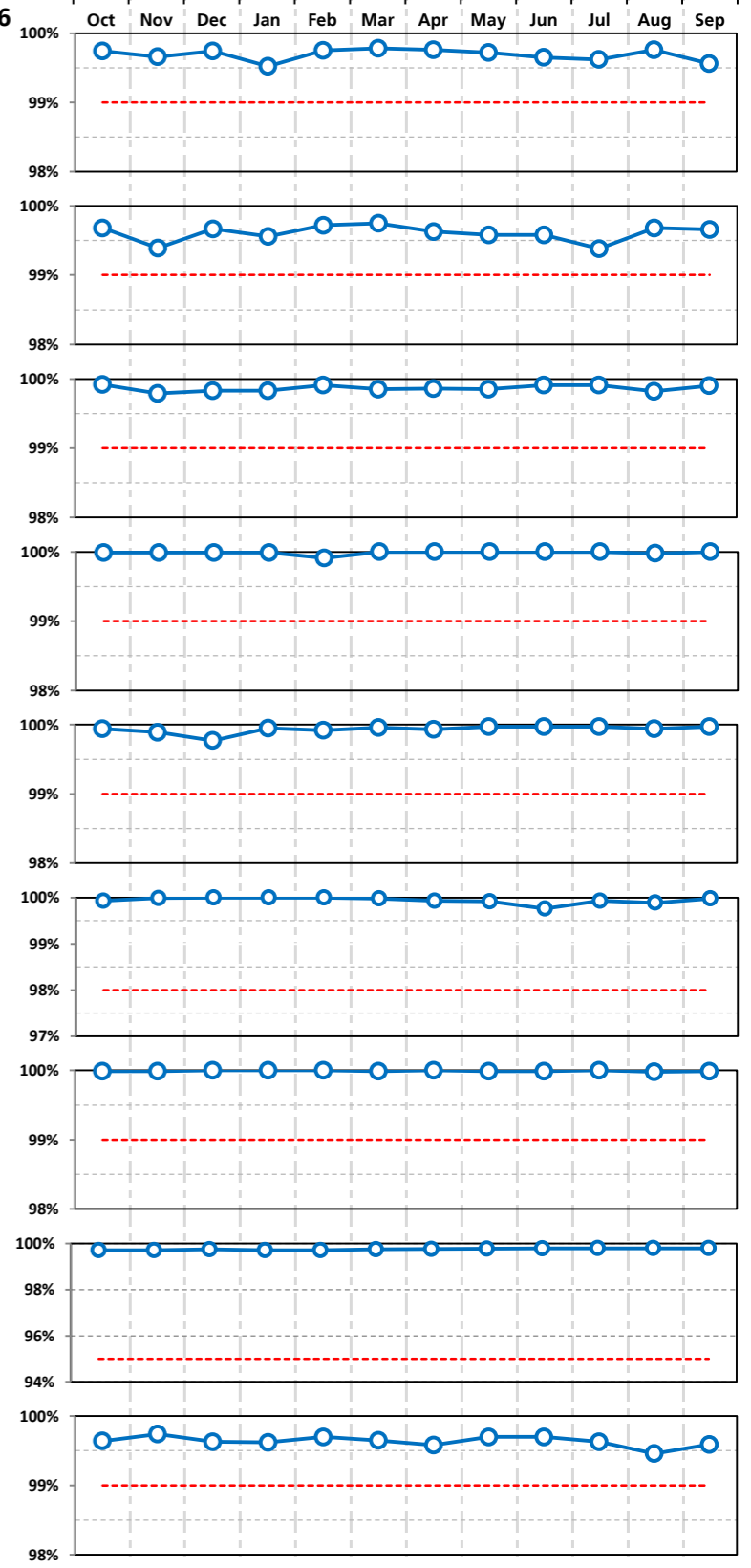
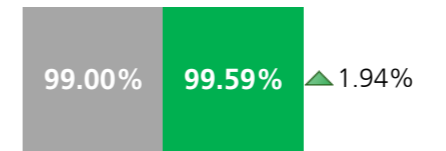
SEGS
Availability of Stand entry guidance



Pier Service
% Pier served passengers



Arrivals reclaims
Bag reclaim belts availability



Notes:
Passenger experience rating threshold 0 to 5, with 5 the highest score.

Rebates:

	Sep - 2016		Year-to-Date	
	Target Achieved	Estimated Rebate	Estimated Rebate	Number of failures
Departure lounge seat availability	✓	£ -	£ -	0
Cleanliness	✓	£ -	£ -	0
Wayfinding	✓	£ -	£ -	0
Flight information	✓	£ -	£ -	0
CSA queues - Both	✓	£ -	£ -	0
Staff search	✓	£ -	£ -	0
Transfer search	✓	£ -	£ -	0
PSE (General)	✓	£ -	£ -	0
PSE (Priority)	✓	£ -	£ -	0
Stands	✓	£ -	£ -	0
FEGP	✓	£ -	£ -	0
Jetties	✓	£ -	£ -	0
PCA	✓	£ -	£ -	0
SEGs	✓	£ -	£ -	0
Pier Service	✓	£ -	£ -	0
Arrivals reclaims	✓	£ -	£ -	0
		£ -	£ -	0

Bonuses:

	Measure	Lower Threshold	Upper Threshold	Actual	Sep - 2016		Year-to-Date	
					Estimated Bonus (All Terminals)	Estimated Bonus (All Terminals)	Number of Bonus	
Departure lounge seat availability	MAT	4.10	4.50	4.42	£ -	£ -	0	
Cleanliness	MAT	4.20	4.50	4.44	£ -	£ -	0	
Wayfinding	MAT	4.20	4.50	4.33	£ 33,613	£ 235,292	8	
Flight information	MAT	4.40	4.70	4.45	£ -	£ -	0	
					£ 33,613	£ 235,292	8	

Credit Notes:

Will be raised and allocated to the relevant parties that used the terminal in the relevant month pro-rata with the airport charges incurred for passenger services in that month.

Financial year is from January 2016 - December 2016

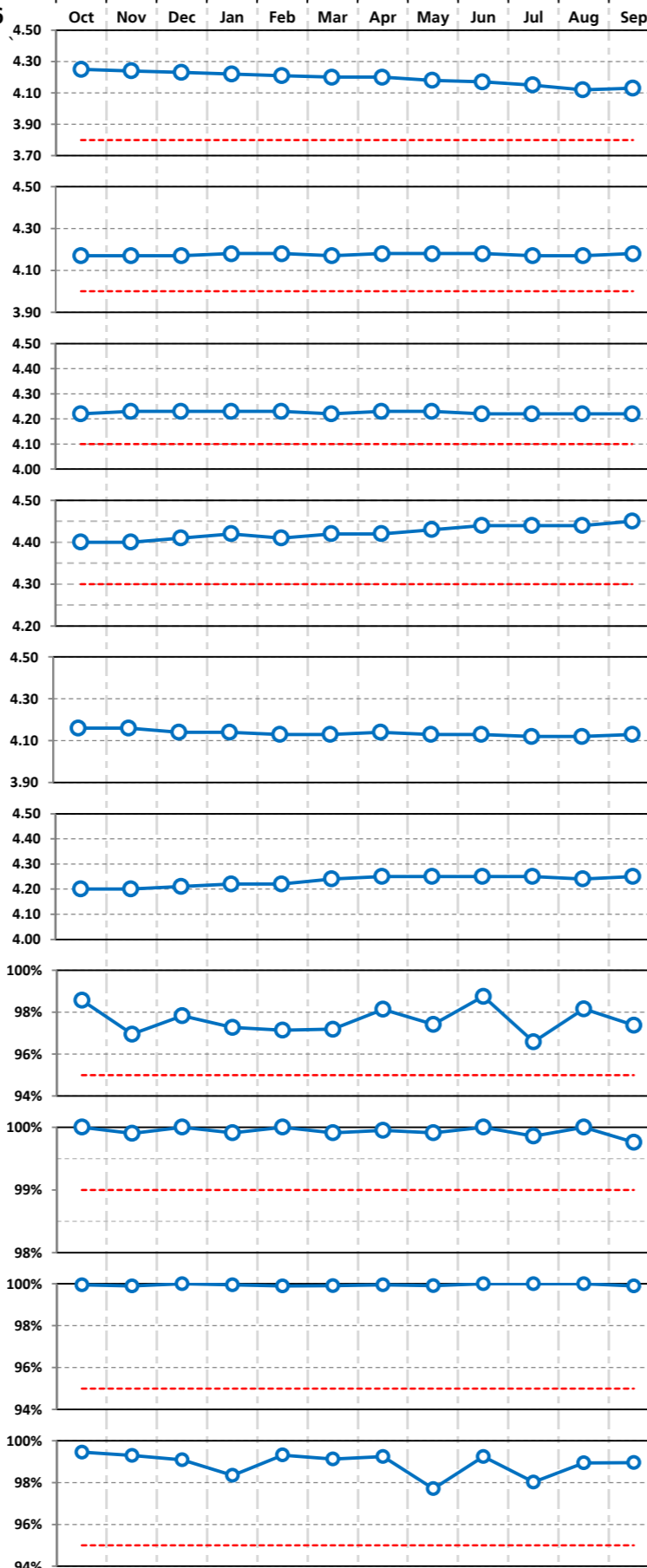
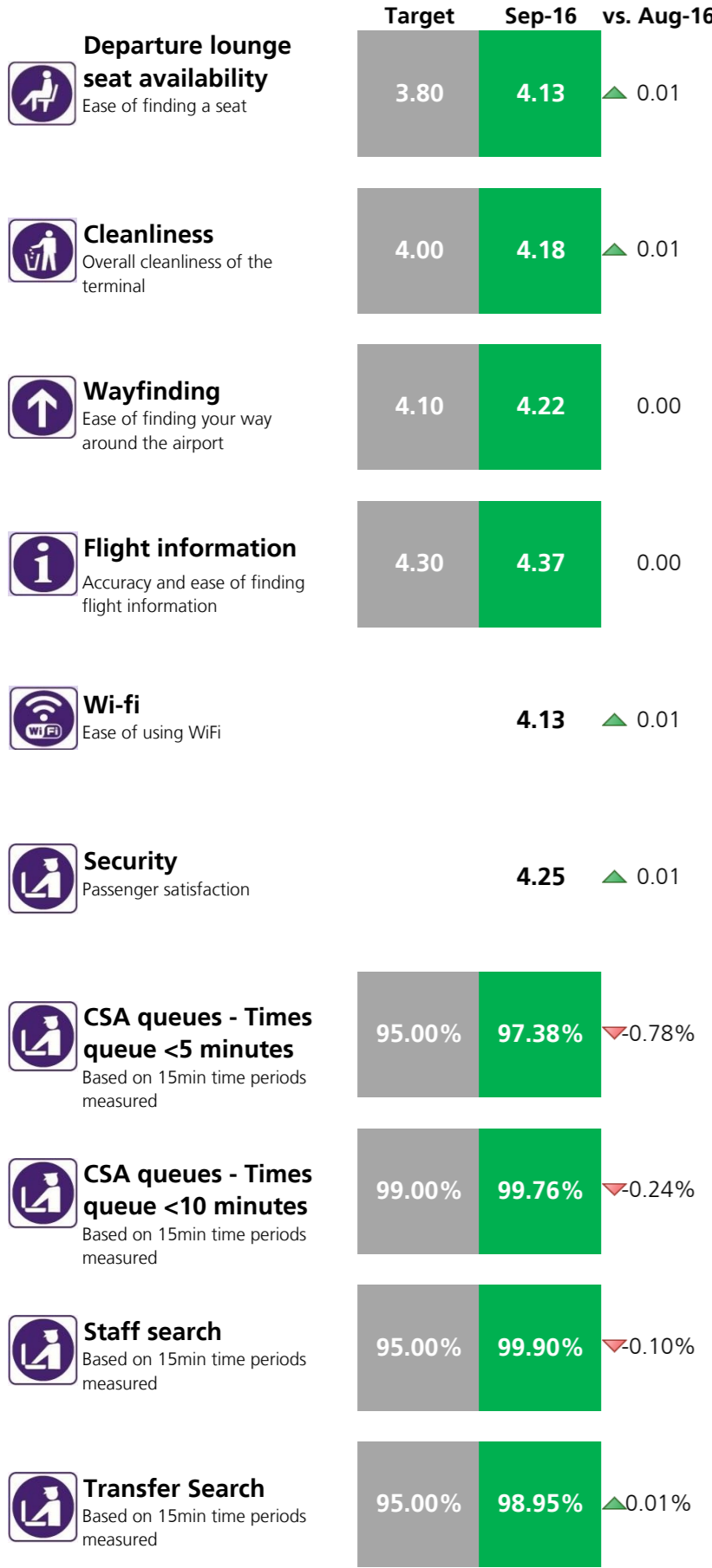
Bonus: All business units must exceed Lower Threshold.

Lowest Score will be used to calculate bonus term each month for qualifying measures

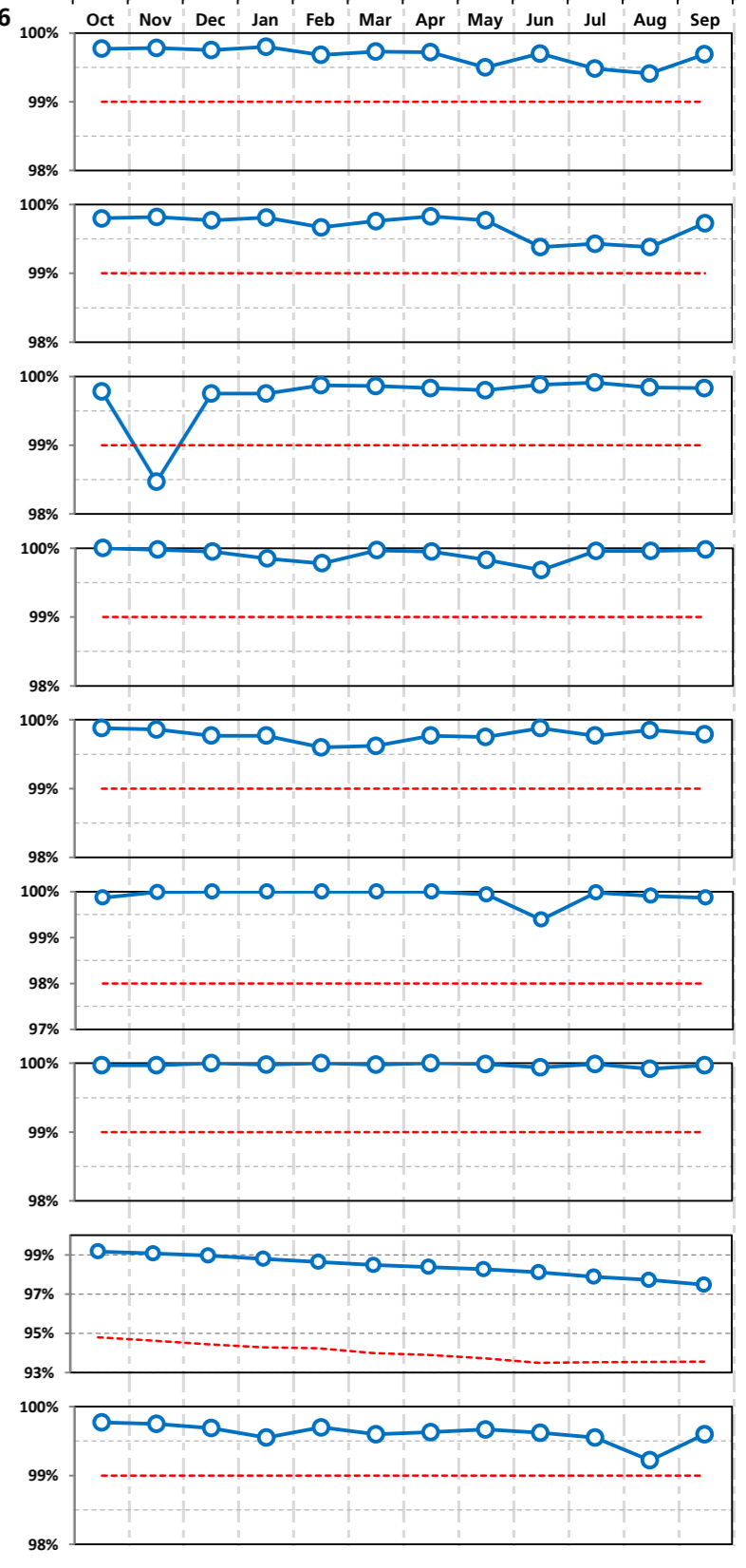
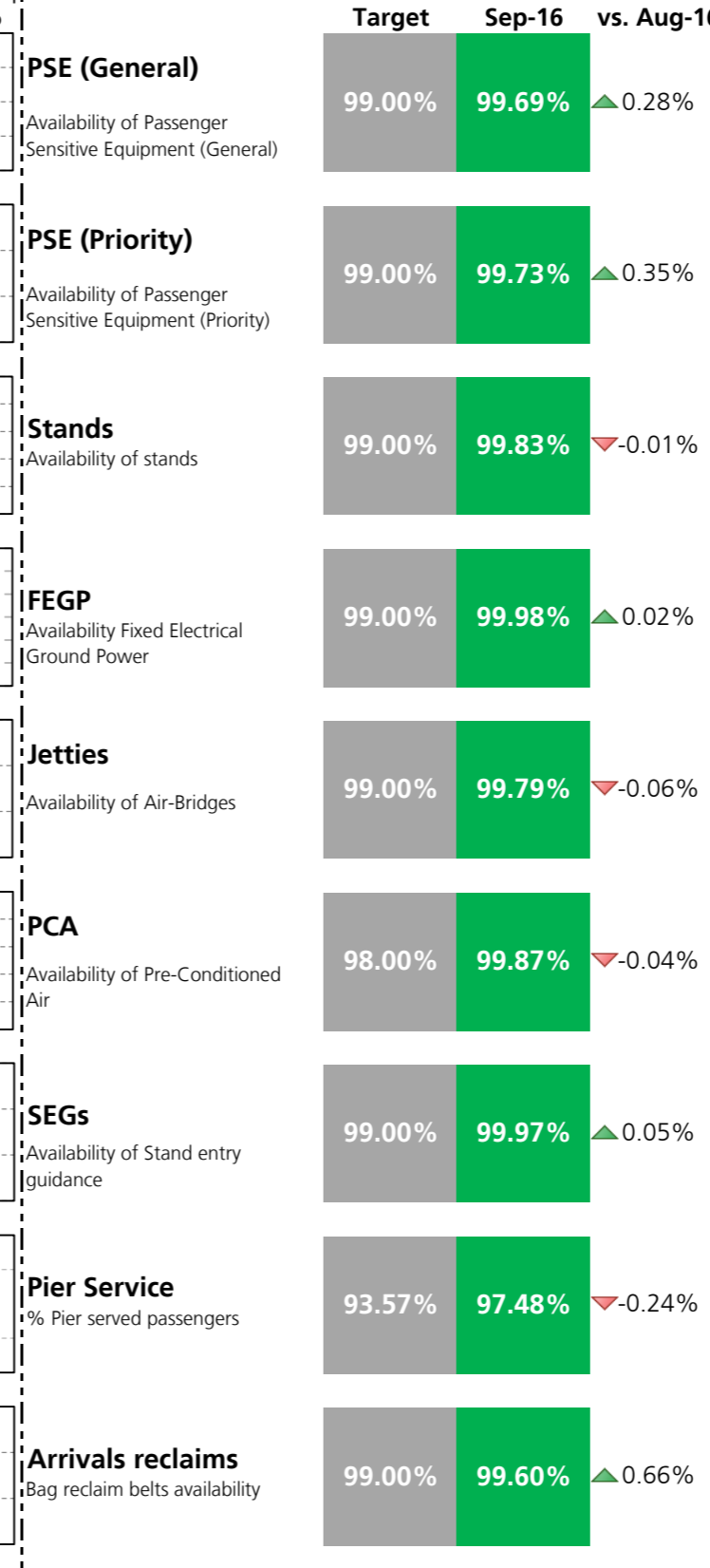
All bonus measures are based on MAT

Terminal 3 Performance Report September 2016

Passenger Experience and Service Level Performance



Service Level Performance



Notes:
Passenger experience rating threshold 0 to 5, with 5 the highest score.

Rebates:

	Sep - 2016		Year-to-Date	
	Target Achieved	Estimated Rebate	Estimated Rebate	Number of failures
Departure lounge seat availability	✓	£ -	£ -	0
Cleanliness	✓	£ -	£ -	0
Wayfinding	✓	£ -	£ -	0
Flight information	✓	£ -	£ -	0
CSA queues - Both	✓	£ -	£ -	0
Staff search	✓	£ -	£ -	0
Transfer search	✓	£ -	£ -	0
PSE (General)	✓	£ -	£ -	0
PSE (Priority)	✓	£ -	£ -	0
Stands	✓	£ -	£ -	0
FEGP	✓	£ -	£ -	0
Jetties	✓	£ -	£ -	0
PCA	✓	£ -	£ -	0
SEGs	✓	£ -	£ -	0
Pier Service	✓	£ -	£ -	0
Arrivals reclaims	✓	£ -	£ -	0
		£ -	£ -	0

Bonuses:

	Measure	Lower Threshold	Upper Threshold	Actual	Sep - 2016		Year-to-Date	
					Estimated Bonus (All Terminals)	Estimated Bonus (All Terminals)	Number of Bonus	
Departure lounge seat availability	MAT	4.10	4.50	4.13	£ -	£ -	0	
Cleanliness	MAT	4.20	4.50	4.18	£ -	£ -	0	
Wayfinding	MAT	4.20	4.50	4.22	£ 33,613	£ 235,292	8	
Flight information	MAT	4.40	4.70	4.37	£ -	£ -	0	
					£ 33,613	£ 235,292	8	

Credit Notes:

Will be raised and allocated to the relevant parties that used the terminal in the relevant month pro-rata with the airport charges incurred for passenger services in that month.

Financial year is from January 2016 - December 2016

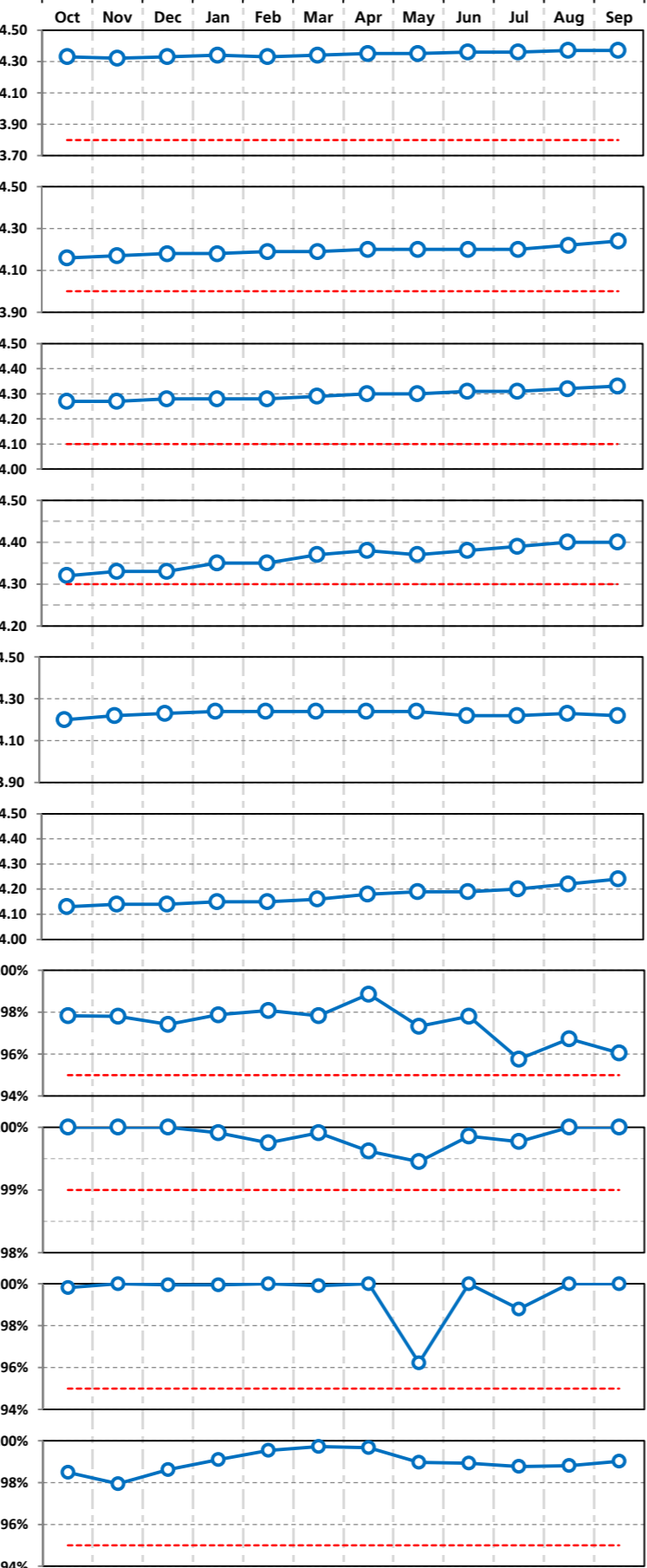
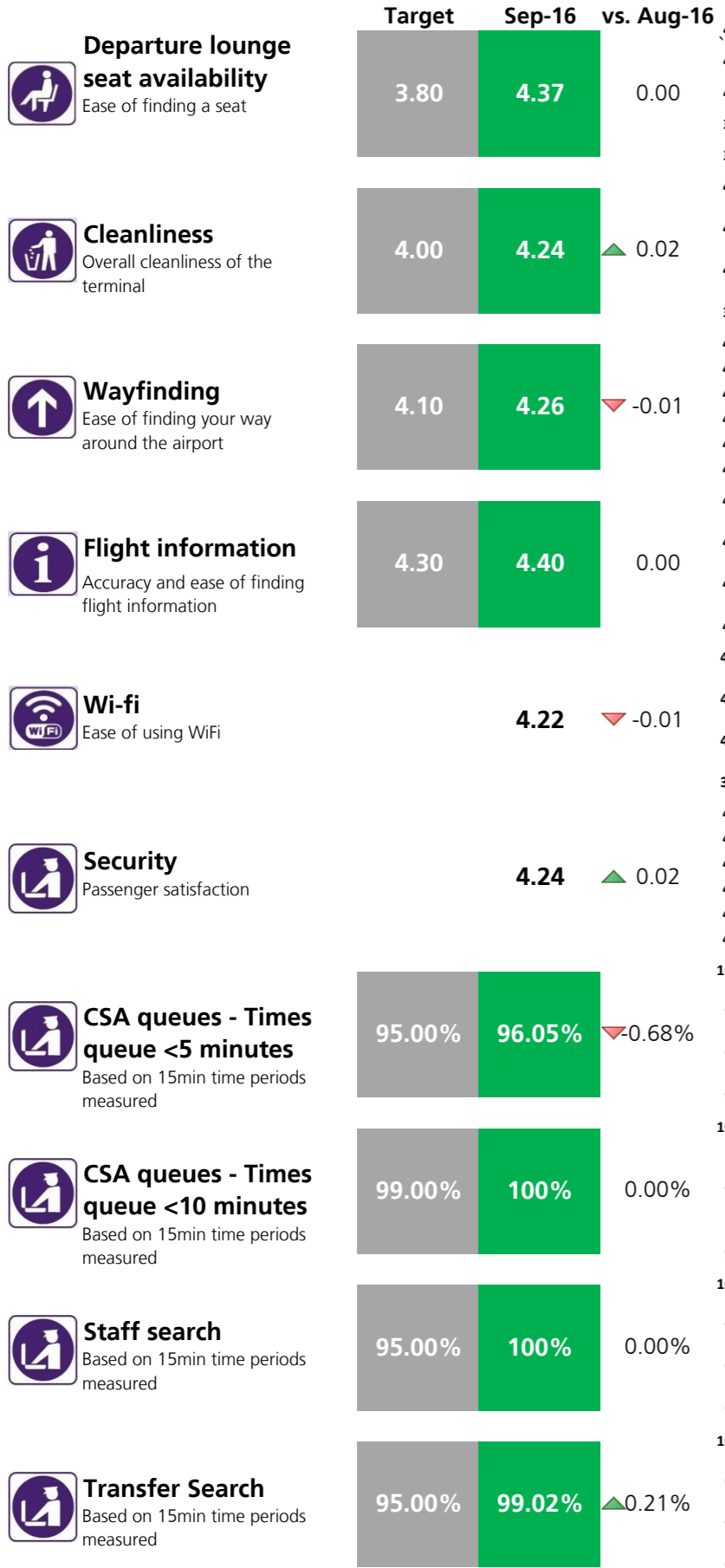
Bonus: All business units must exceed Lower Threshold.

Lowest Score will be used to calculate bonus term each month for qualifying measures

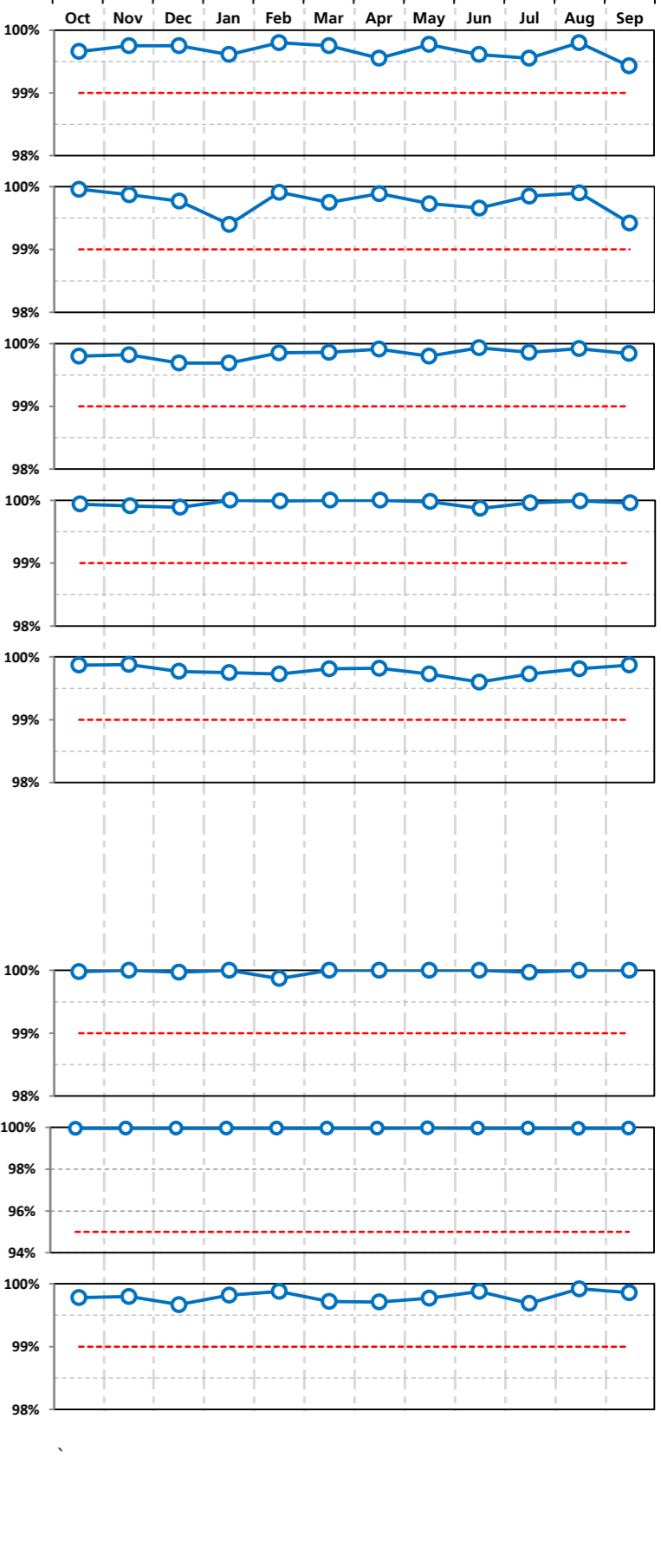
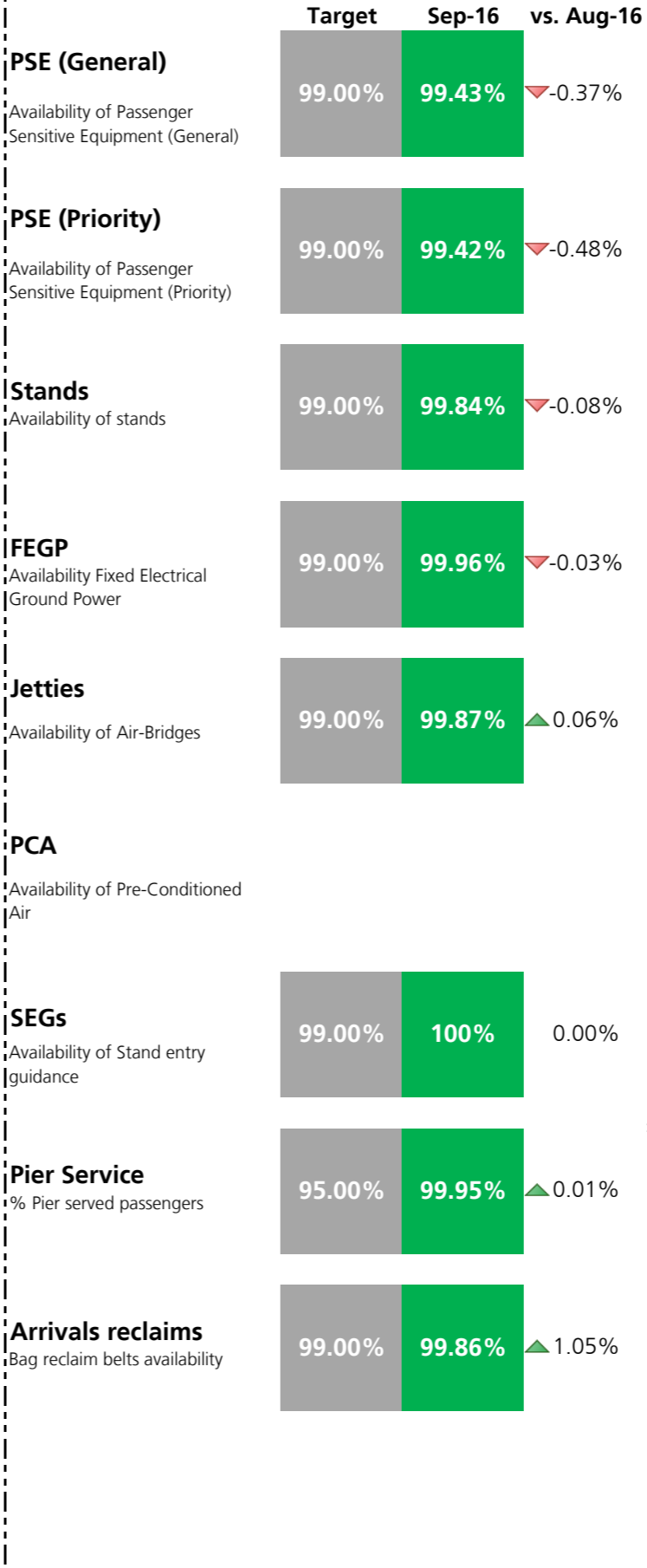
All bonus measures are based on MAT

Terminal 4 Performance Report September 2016

Passenger Experience and Service Level Performance



Service Level Performance



Notes:
Passenger experience rating threshold 0 to 5, with 5 the highest score.

Rebates:

	Sep - 2016		Year-to-Date	
	Target Achieved	Estimated Rebate	Estimated Rebate	Number of failures
Departure lounge seat availability	✓	£ -	£ -	0
Cleanliness	✓	£ -	£ -	0
Wayfinding	✓	£ -	£ -	0
Flight information	✓	£ -	£ -	0
CSA queues - Both	✓	£ -	£ -	0
Staff search	✓	£ -	£ -	0
Transfer search	✓	£ -	£ -	0
PSE (General)	✓	£ -	£ -	0
PSE (Priority)	✓	£ -	£ -	0
Stands	✓	£ -	£ -	0
FEGP	✓	£ -	£ -	0
Jetties	✓	£ -	£ -	0
PCA				
SEGs	✓	£ -	£ -	0
Pier Service	✓	£ -	£ -	0
Arrivals reclaims	✓	£ -	£ -	0
		£ -	£ -	0

Bonuses:

	Measure	Lower Threshold	Upper Threshold	Sep - 2016		Year-to-Date	
				Actual	Estimated Bonus (All Terminals)	Estimated Bonus (All Terminals)	Number of Bonuses
Departure lounge seat availability	MAT	4.10	4.50	4.37	£ -	£ -	0
Cleanliness	MAT	4.20	4.50	4.24	£ -	£ -	0
Wayfinding	MAT	4.20	4.50	4.26	£ 33,613	£ 235,292	8
Flight information	MAT	4.40	4.70	4.40	£ -	£ -	0
					£ 33,613	£ 235,292	8

Credit Notes:

Will be raised and allocated to the relevant parties that used the terminal in the relevant month pro-rata with the airport charges incurred for passenger services in that month.

Financial year is from January 2016 - December 2016

Bonus: All business units must exceed Lower Threshold.

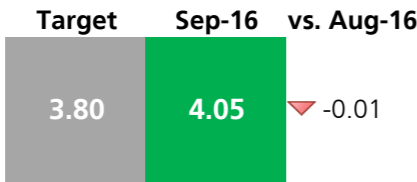
Lowest Score will be used to calculate bonus term each month for qualifying measures

All bonus measures are based on MAT


Terminal 5 Performance Report September 2016

Passenger Experience and Service Level Performance

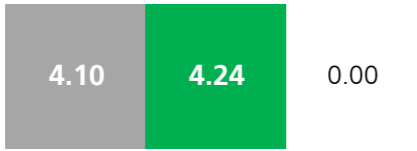
Departure lounge seat availability
Ease of finding a seat




Cleanliness
Overall cleanliness of the terminal



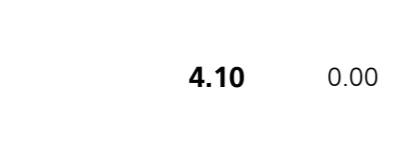
Wayfinding
Ease of finding your way around the airport



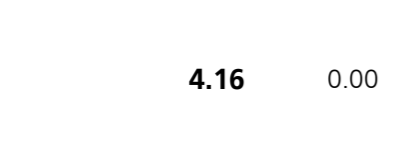
Flight information
Accuracy and ease of finding flight information



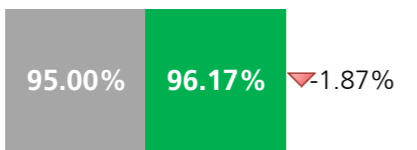
Wi-fi
Ease of using WiFi



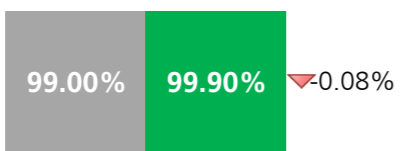
Security
Passenger satisfaction



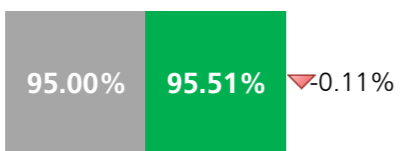
CSA queues - Times queue <5 minutes
Based on 15min time periods measured



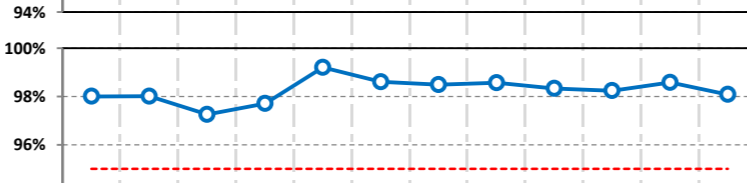
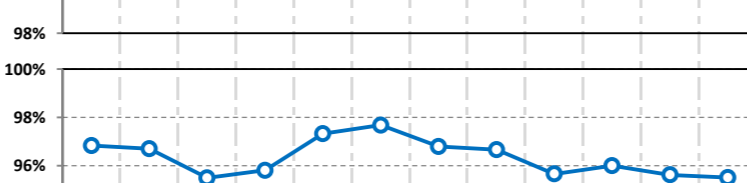
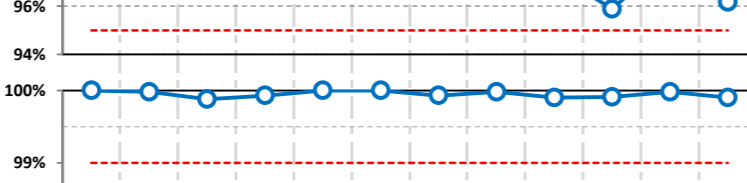
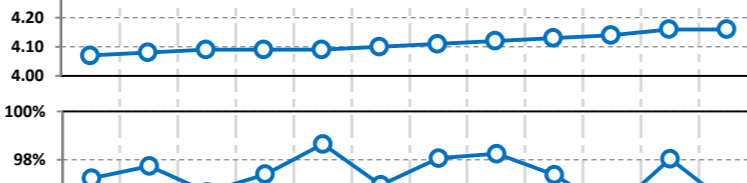
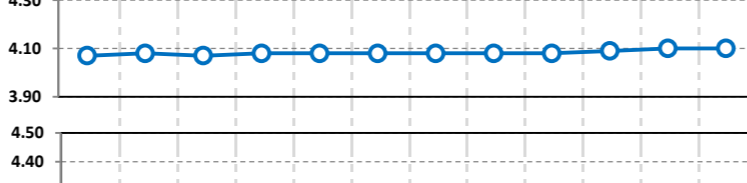
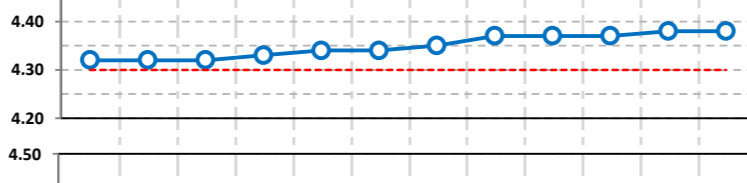
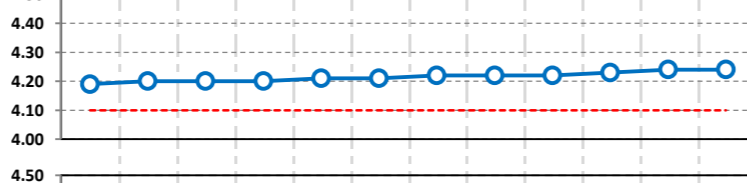
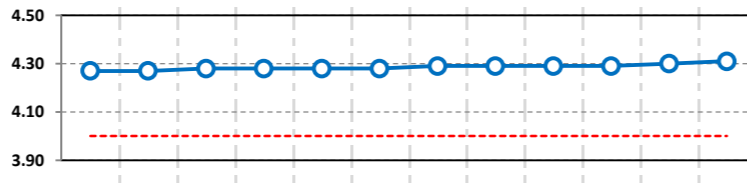
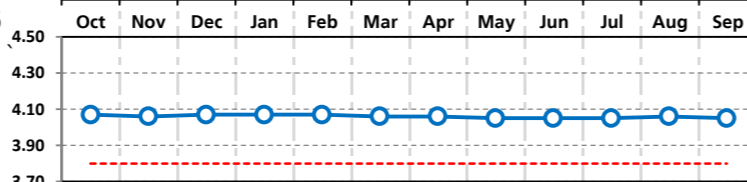
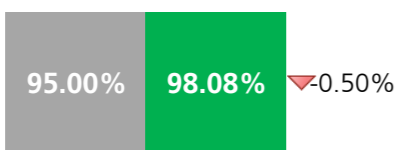
CSA queues - Times queue <10 minutes
Based on 15min time periods measured



Staff search
Based on 15min time periods measured



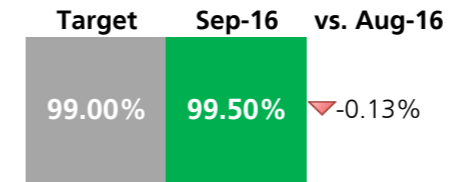
Transfer Search
Based on 15min time periods measured



Service Level Performance

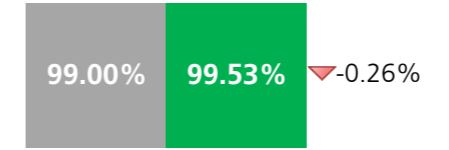
PSE (General)

Availability of Passenger Sensitive Equipment (General)



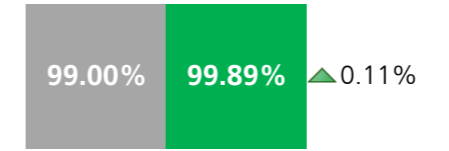
PSE (Priority)

Availability of Passenger Sensitive Equipment (Priority)




Stands

Availability of stands



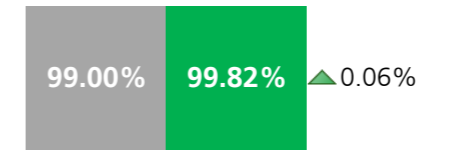
FEGP

Availability Fixed Electrical Ground Power



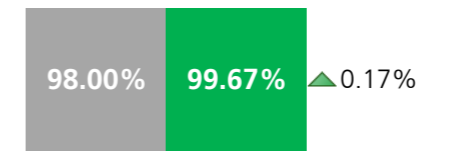
Jetties

Availability of Air-Bridges



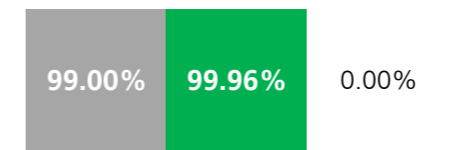
PCA

Availability of Pre-Conditioned Air




SEGS

Availability of Stand entry guidance



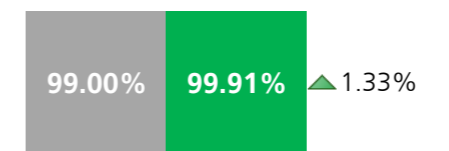
Pier Service

% Pier served passengers



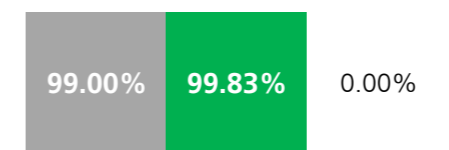
Arrivals reclaims

Bag reclaim belts availability



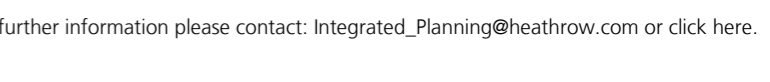
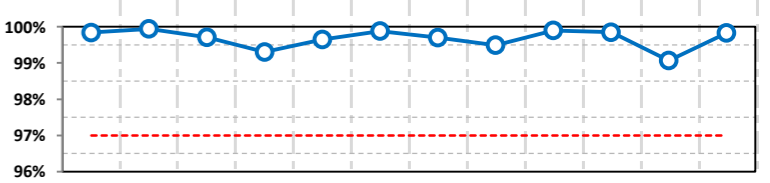
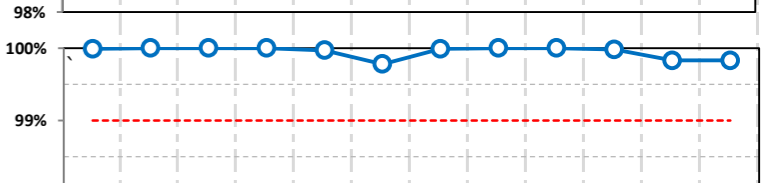
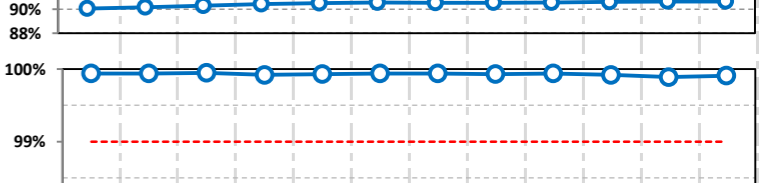
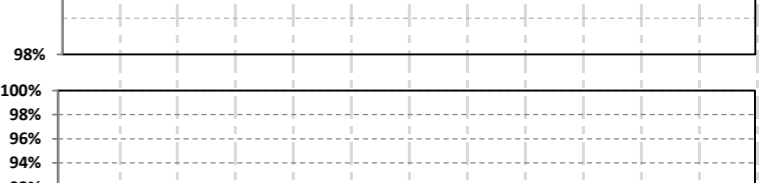
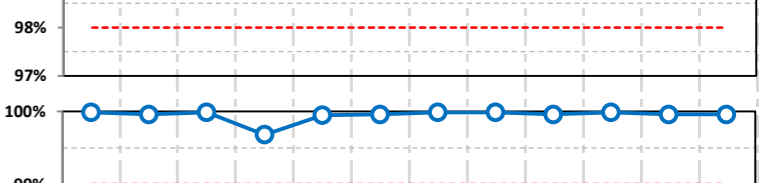
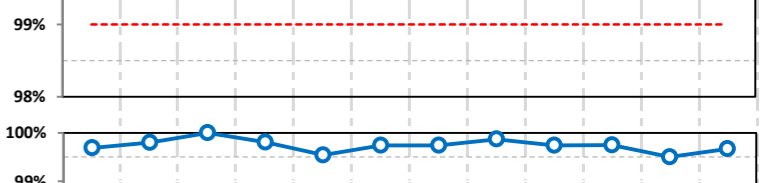
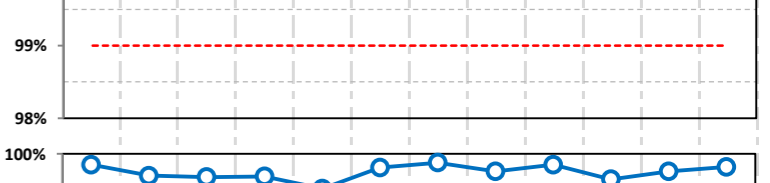
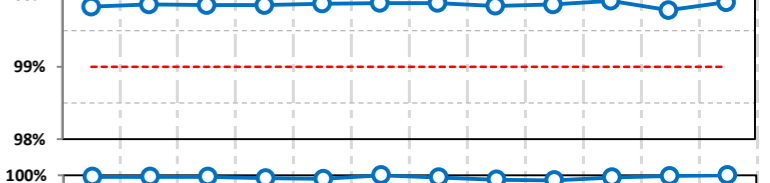
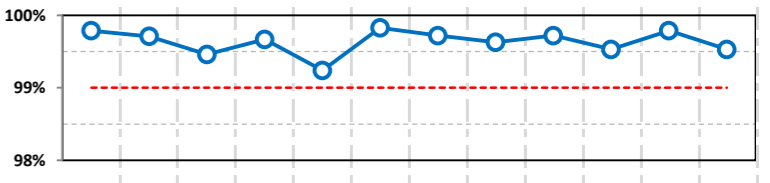
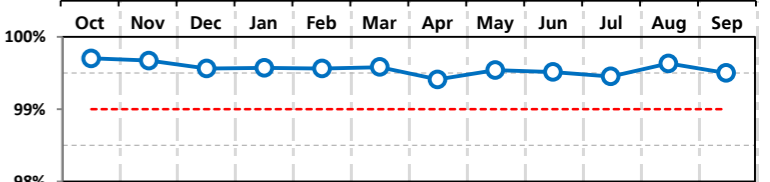
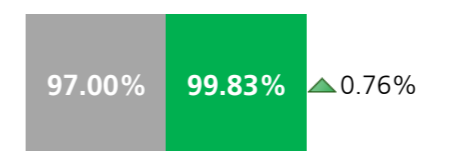
TTS - One car

Track Transit System - one car availability



TTS - Two cars

Track Transit System - % time two cars available



Notes:

Passenger experience rating threshold 0 to 5, with 5 the highest score.

Rebates:

	Sep - 2016		Year-to-Date	
	Target Achieved	Estimated Rebate	Estimated Rebate	Number of failures
Departure lounge seat availability	✓	£ -	£ -	0
Cleanliness	✓	£ -	£ -	0
Wayfinding	✓	£ -	£ -	0
Flight information	✓	£ -	£ -	0
CSA queues - Both	✓	£ -	£ -	0
Staff search	✓	£ -	£ -	0
Transfer search	✓	£ -	£ -	0
PSE (General)	✓	£ -	£ -	0
PSE (Priority)	✓	£ -	£ -	0
Stands	✓	£ -	£ -	0
FEGP	✓	£ -	£ -	0
Jetties	✓	£ -	£ -	0
PCA	✓	£ -	£ -	0
SEGs	✓	£ -	£ -	0
Pier Service				
Arrivals reclaims	✓	£ -	£ -	0
		£ -	£ -	0

Bonuses:

	Measure	Lower Threshold	Upper Threshold	Actual	Sep - 2016		Year-to-Date	
					Estimated Bonus (All Terminals)	Estimated Bonus (All Terminals)	Number of Bonus	
Departure lounge seat availability	MAT	4.10	4.50	4.05	£ -	£ -	0	
Cleanliness	MAT	4.20	4.50	4.31	£ -	£ -	0	
Wayfinding	MAT	4.20	4.50	4.24	£ 33,613	£ 235,292	8	
Flight information	MAT	4.40	4.70	4.38	£ -	£ -	0	
					£ 33,613	£ 235,292	8	

Credit Notes:

Will be raised and allocated to the relevant parties that used the terminal in the relevant month pro-rata with the airport charges incurred for passenger services in that month.

Financial year is from January 2016 - December 2016

Bonus: All business units must exceed Lower Threshold.

Lowest Score will be used to calculate bonus term each month for qualifying measures

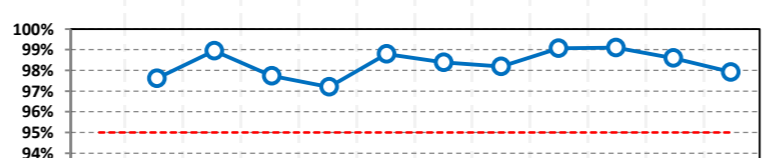
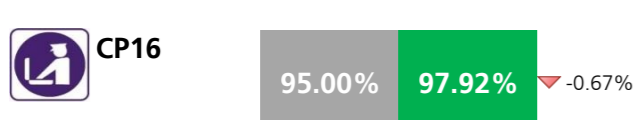
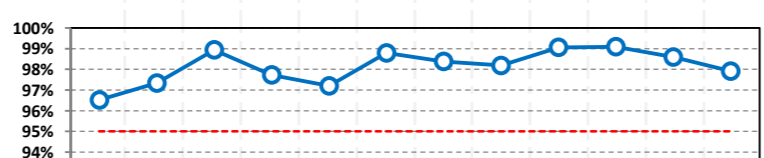

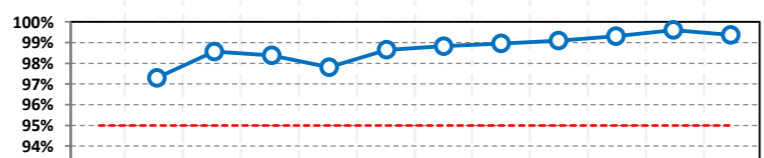
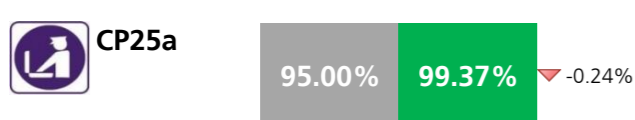
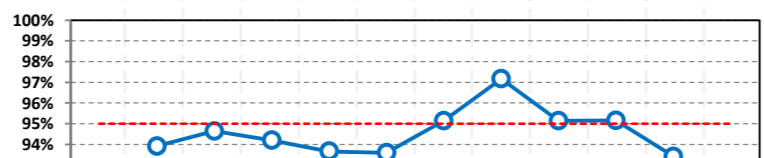
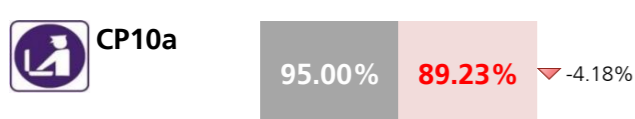
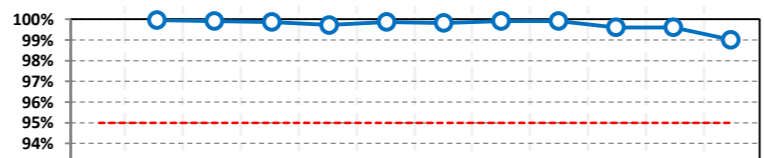
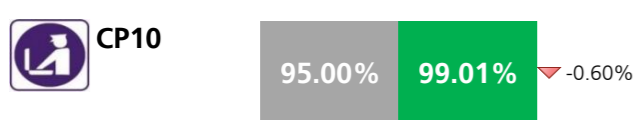
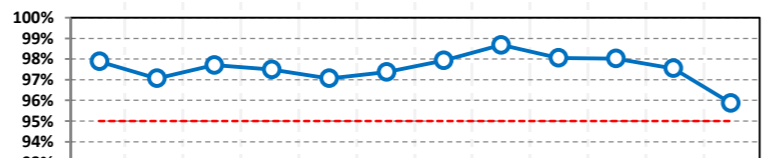
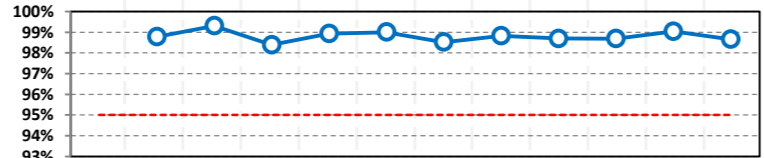
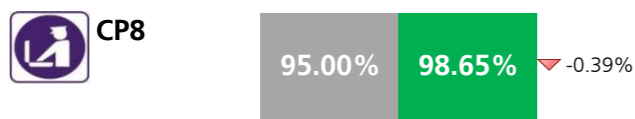
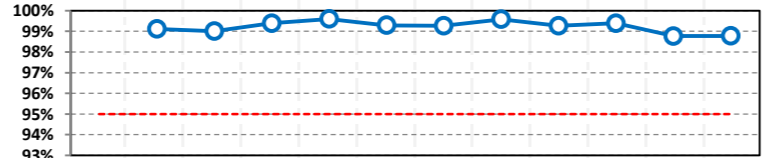
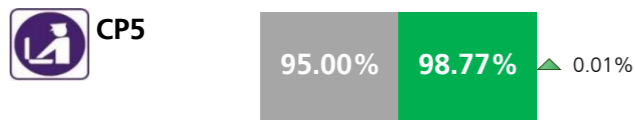
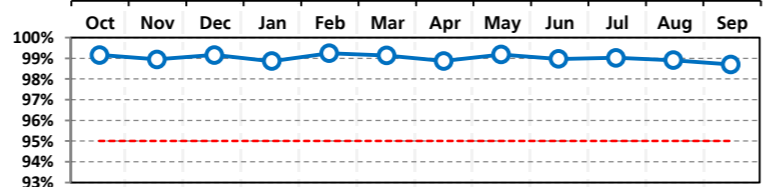
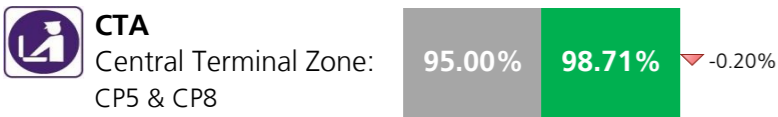
All bonus measures are based on MAT

Campus Performance Report September 2016

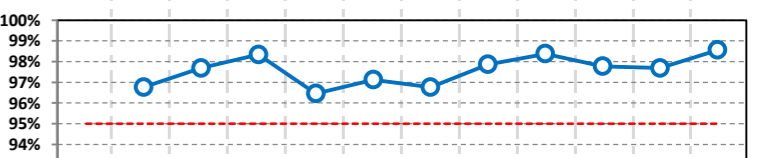

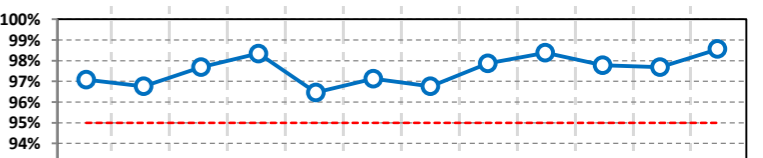

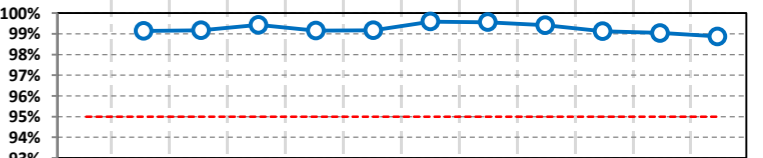
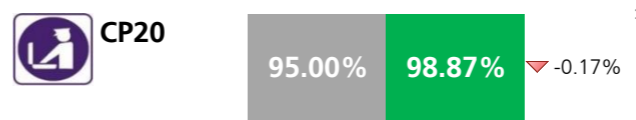
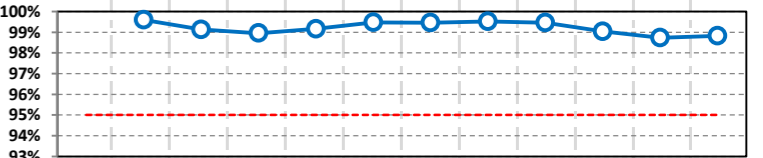
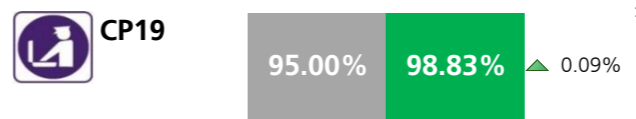
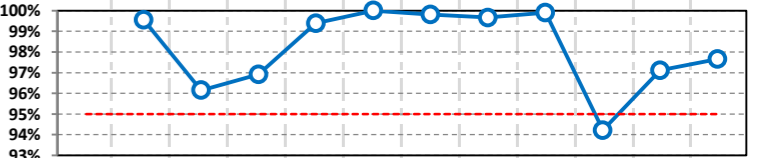
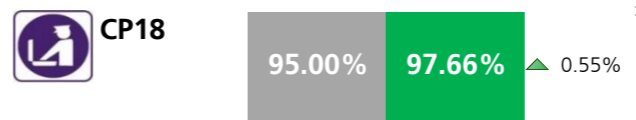
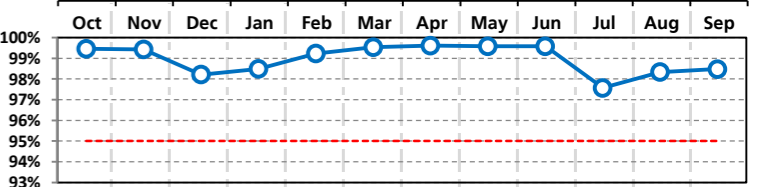
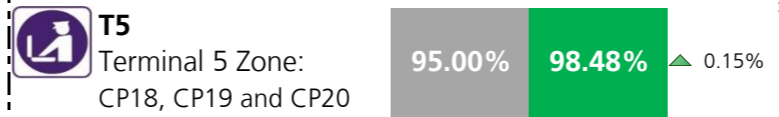
Financial Report - Bonus and Rebates

Service Level Performance

Control Post Security Search



Service Level Performance



Financial Report

Rebates:

	Sep - 2016		Year-To-Date	
	Target Achieved	Estimated Rebate	Estimated Rebate	Number of failures
T2	✓	£ -	£ -	0
T3	✓	£ -	£ -	0
T4	✓	£ -	£ -	0
T5	✓	£ -	£ -	0
		£ -	£ -	0

Credit Notes:

Will be raised and allocated to the relevant parties that used the terminal in the relevant month pro-rata with the airport charges incurred for passenger services in that month.

Financial year is from January 2016 - December 2016

Heathrow

Making every journey better