



## Roads, Vehicles & Equipment

# Operational Safety Instruction

## Pedestrian Crossings & Walkways Airside

13<sup>th</sup> August 2024

ASDRVE\_OSI\_017

Version 3.0

It is the responsibility of all employers to ensure that relevant OSIs are brought to the attention of their staff. However, individuals remain responsible for their own actions and those who are in any doubt should consult their Supervisor or Manager.

### 1. Introduction

- 1.1** The purpose of this OSI is to give clarification to airside users on the designated places for pedestrians to cross an airside road and adhere to walkways airside.
- 1.2** The airside environment can be a hazardous place. When walking to a place of work, such as a crew room, head of stand or equipment area, pedestrians should use designated walking routes where they are provided.
- 1.3** Heathrow Airport Ltd employs three types of pedestrian crossings on airside roads:
- 1.3.1** A full airside pedestrian crossing is similar in design to a zebra crossing on public highways;
  - 1.3.2** A basic airside pedestrian crossing which is a simplified version of a full airside pedestrian crossing.
  - 1.3.3** An implied airside pedestrian crossing consists of dotted paint markings across the carriageway.
- 1.4** This OSI should be read in conjunction with the reference documents as stipulated therein, if applicable. All current OSIs can be found via the link [here](#) or via the Quick-response (QR) code below.



**1.5** Red bars have been added to the left-hand side of this document to draw the reader's attention to where changes or clarifications have been incorporated.

**1.6** ASDRVE\_OSI\_017 v2.0 is hereby cancelled.

## 2. Definitions

Abbreviation	Description
HAL	Heathrow Airport Limited

**2.1** For this OSI, 'Pedestrian' refers to any airside user excluding passengers.

## 3. General Rules: Crossings and Walkways Airside

### 3.1 Pedestrians

**3.1.1** Pedestrians must use designated crossings wherever they are provided.

**3.1.2** Pedestrians must ensure that they are wearing the appropriate Personal Protective Equipment when using crossings and walkways airside. For more information, please refer to ASGrOps\_OSI\_042 Use of Personal Protective Equipment Airside.

**3.1.3** Passengers must be supervised when using any airside walkway or crossing.

**3.1.4** When using any type of crossing you should:

- Always check that the traffic has stopped before you start to cross onto a crossing.
- Always cross between the studs. Do not cross at the side of the crossing or on the zig-zag lines, as it can be dangerous.

**3.1.5** Pedestrians must not loiter at any type of crossing.

**3.1.6** Pedestrians must follow the instructions of any HAL colleagues or police officers if instructed to do so.

**3.1.7** If an ambulance, fire engine, police or other emergency vehicle approaches using flashing blue lights, headlights and/or sirens, keep off the road.

**3.1.8** A pavement or a safe walking route may be closed temporarily because it is not safe to use. Take extra care if you are directed to walk in or to cross the road.



- 3.1.9** If pedestrians wish to cross the road where there is not a full, basic or implied airside pedestrian crossing, they must first find a safe place to cross and where there is space to reach the pavement on the other side. Choose a place where you can see clearly in all directions. Try to avoid crossing between parked vehicles or on a blind bend. Move to a space where airside drivers can see you clearly. Do not cross the road diagonally.
- 3.1.10** It is an offence for a person who fails to use a published walking route anywhere airside wherever they are provided. For more information, reference should be made to ASDRVE\_OSI\_087, Management of Airside Safety Offences.

## 3.2 Airside Drivers

- 3.2.1** Drivers should remain vigilant for pedestrians who are crossing a road.
- 3.2.2** Drivers must not wait, park or obstruct a marked crossing.





## 4.2 Rules at a Full Pedestrian Crossing

### 4.2.1 As you approach the crossing:

- 4.2.1.1 Look out for pedestrians waiting to cross and be ready to slow down or stop to let them cross.
- 4.2.1.2 You should give way to pedestrians waiting to cross.
- 4.2.1.3 You must give way when a pedestrian has moved onto a crossing.
- 4.2.1.4 Allow more time for stopping on wet or icy roads.
- 4.2.1.5 Do not wave, flash your lights or use the horn to invite pedestrians across; this could be dangerous if another vehicle is approaching.
- 4.2.1.6 Be patient, do not sound your horn or rev your engine as this can be intimidating.
- 4.2.1.7 Be aware of pedestrians approaching from the side of the crossing.

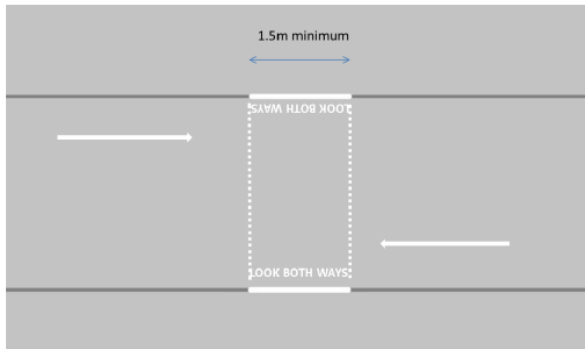




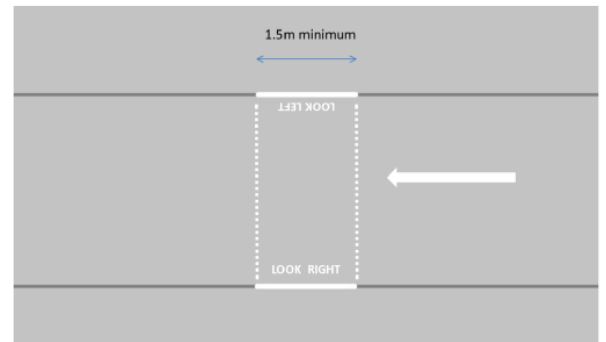
## 4.5 Implied Crossing

**4.5.1** 'Implied' crossings are designed to provide a suitable place to cross the airside road system. Pedestrians do not have priority over vehicle traffic on 'implied' crossings.


**4.5.2** Typical Layout of Implied Airside Pedestrian Crossing Markings:



Two-Way Traffic – Airside Implied Crossing



One -Way Traffic – Airside Implied Crossing



## 4.6 Rules at an Implied Crossing

**4.6.1** Pedestrians do not have right of way.



4.6.2 Pedestrians must wait until the road is clear before stepping onto the implied crossing.

## 5. Pedestrian Walkways

5.1 Pedestrian walkways are a set of parallel green lines usually combined with white lines marking the outside edge. They are often supplemented by a 'walking man' pictogram applied in white to the walkway as shown below. Pedestrian walkways are normally coordinated with pedestrian crossings and building entrances airside. These walkways must be kept clear and unobstructed at all times.



## 6. Enquiries

Any further questions regarding this Instruction should be directed to Airside Operations at: [airside@heathrow.com](mailto:airside@heathrow.com).

## 7. References

ASGrOps\_OSI\_042 Use of Personal Protective Equipment Airside  
ASDRVE\_OSI\_087, Management of Airside Safety Offences  
The Highway Code  
Airfield Planning – Asset Standard 10000-XX-DI-XXX-000226





## Document Data

<b>Document Name</b> Pedestrian Crossings & Walkways Airside	<b>Document Reference Number</b> ASDRVE_OSI_017	<b>Issue Date</b> 09 <sup>th</sup> January 2012
<b>Revision Date</b> 13 <sup>th</sup> August 2024	<b>Version No.</b> 3.0	<b>Effective Date</b> 13 <sup>th</sup> August 2024
<b>Author Name</b> Edward Berkley	<b>Approval Name</b> Alpesh Patel	<b>Technical Approval Name</b> Mike McKee
<b>Aerodrome Manual Reference</b> E7.4	<b>Airside Standard Reference</b> N/A	<b>Airside Plan Reference</b> N/A

## Document History

Revision	Description of Change	Date
v1.0	Initial Issue	09 <sup>th</sup> January 2012
v2.0	Updated from old format OSI/02/12. Added diagrams for layout of controlled crossings.	09 <sup>th</sup> January 2020
v3.0	New sentence on hazards of walking airside, added definition of pedestrian, added Basic Airside Pedestrian Crossing and rules, updated definitions list, references, updated rules for pedestrians and airside drivers and updated rules for pedestrian walkways. Added images of pedestrian crossings and walkways.	13 <sup>th</sup> August 2024

